

Indian Institute of Insurance Surveyors and Loss Assessors
(Registered Office: Door No.3-5-890. Flat No.315, Paras Chambers, Himayath Nagar,
Hyderabad-0029, Telangana)

15th July,2019

Dear Voters,

Greetings from Election Officer!

Welcome to e-voting system for the election to the Central Council of IIISLA!

As a first-time e-voter, you are requested to carefully go through the instructions attached along with screen shots of voting procedures and exercise your vote carefully. The instructions are being sent to all voters individually.

The actual voting will only begin on 18th July at 10.00A.M. A mail with the username and password will be sent to your email address registered with IIISLA on 17th July evening. After a gap an alert SMS will be sent to your mobile number.

Should you have any queries you could contact the undersigned or the scrutinizer whose contact details are given in the attachment. Wishing you all the best.

Thanks, and regards.


15/07


V.Devanathan,
Head Technical & Projects,
General Insurance Council,
Royal Insurance (National Insurance) Building,
5th Floor,14,J Tata Road,ChurchGate
Mumbai 400020.
Mob: 09442514161
Tel: + 91 22 2281 7511 / 7512

Indian Institute of Insurance Surveyors and Loss Assessors

(Registered Office: Door No.3-5-890. Flat No.315, Paras Chambers, Himayath Nagar,
Hyderabad-0029, Telangana)

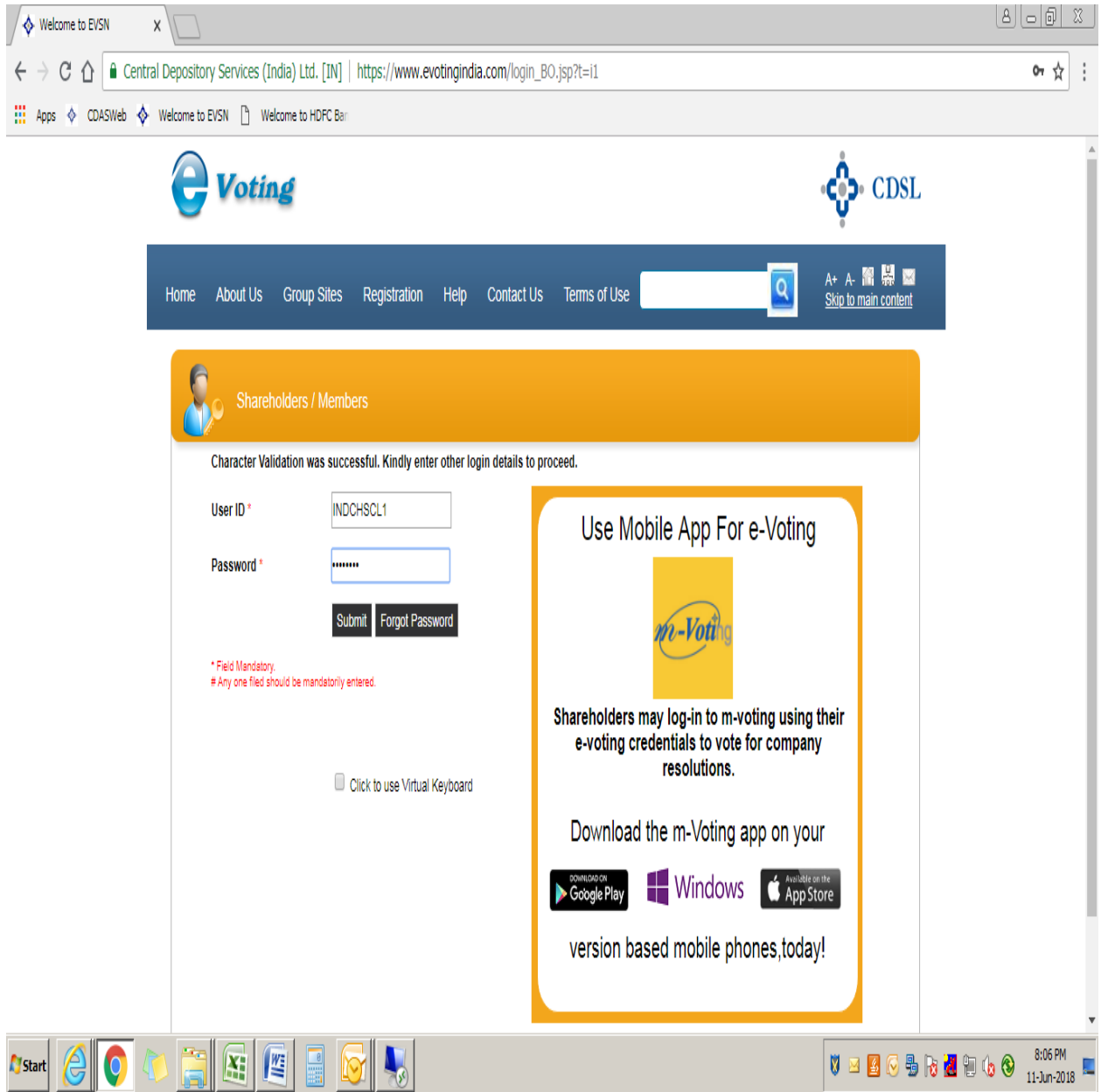
The instructions for members voting electronically are as under:

- i. The voting period begins at **10.00A.M on 18th July,2019 and ends at 5.00 P.M (17.00 Hrs) on 20th July2019**. The e-voting module shall be disabled for voting thereafter.
- ii. The Members should log on to the e-voting website www.evotingindia.com.
- iii. Click on Shareholders/members.
- iv. Now Enter your User ID **XXXXXXXX**
- v. Next enter the Image Verification as displayed and Click on Login.



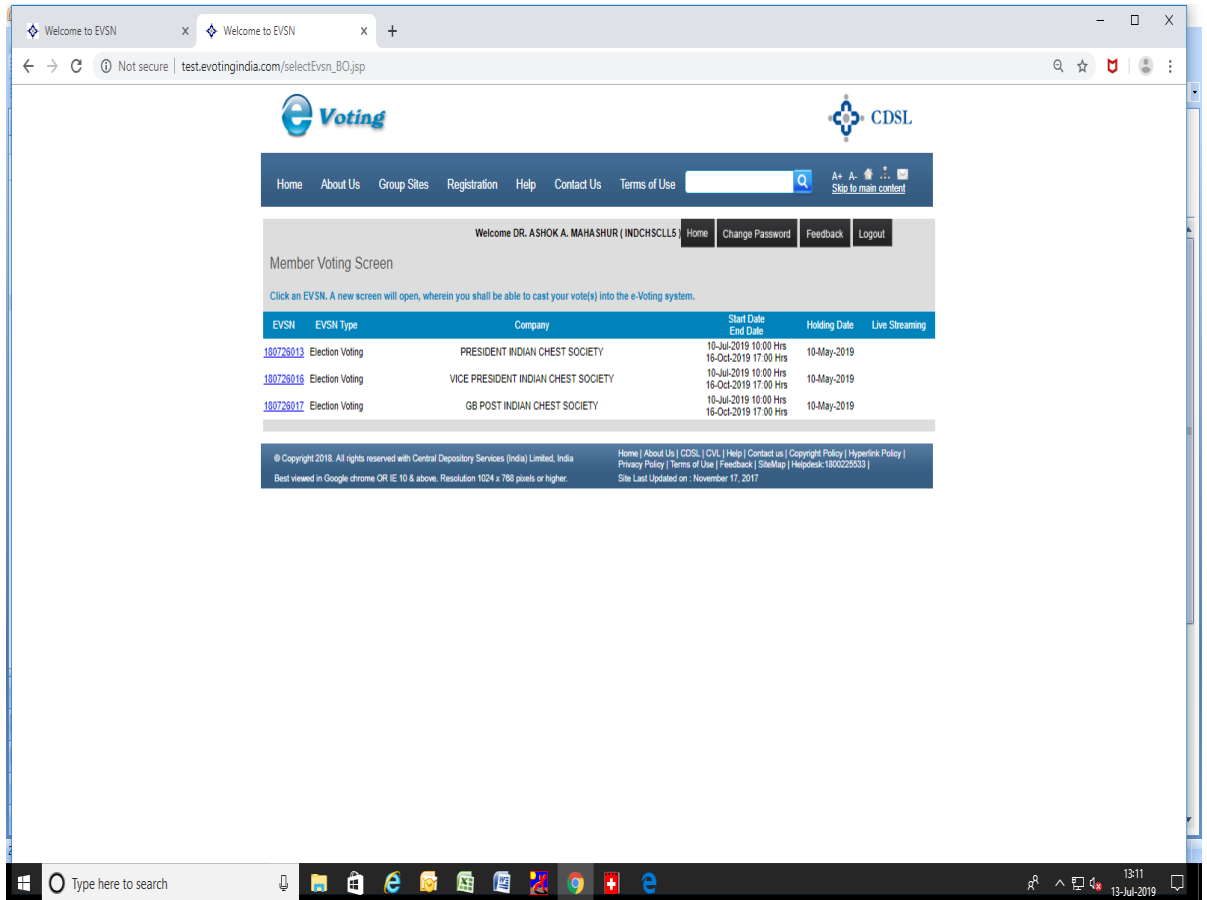
The screenshot shows a web browser window displaying the login page for the e-voting system. The browser address bar shows the URL: https://www.evotingindia.com/login_BO.jsp?t=1. The page features the 'eVoting' logo and the CDSL logo. A navigation menu includes links for Home, About Us, Group Sites, Registration, Help, Contact Us, and Terms of Use. The main content area is titled 'Shareholders / Members' and contains the following instructions: 'Please enter the userid as communicated to you and replicate the image text(code) you see below for validation. After entering the login details you would be able to select the Company for which you intend to vote.' The login form includes a 'User ID' field with the value 'INDCHSCL1', an 'Enter the Characters Displayed' field with the value '636787', and a 'Refresh' button. Below the form, there is a checkbox for 'Click to use Virtual Keyboard' and buttons for 'Login' and 'Forgot Password'. A prominent yellow box on the right side of the page promotes the 'm-Voting' mobile app, stating: 'Shareholders may log-in to m-voting using their e-voting credentials to vote for company resolutions. Download the m-Voting app on your version based mobile phones.today!' and provides download links for Google Play, Windows, and the App Store. The Windows taskbar at the bottom shows the time as 8:04 PM on 11-Jun-2018.

vi. Enter your password XXXXXXXXXX



vii. After entering these details appropriately, click on "SUBMIT" tab.

viii. Click on the EVSN of **IIISLA** on which you will vote. There will be 5 sections for vote – All India, North, South, East and West with the contestants seen under each constituency. Votes to be cast under each constituency. The sample for post as per below :



ix. In case of election voting, On the voting page, you will see “**Candidate Selection Option**” and against the same the choice “**YES**” for voting. Select the option YES for the **Candidate (Contestant)** you wish to vote for. The option YES implies that you assent to the **Candidate (Contestant)**.



Welcome SHREEDHARA VISVANADHAN KRISHNARATHNAM (MECHEF64) [Home](#) [Change Password](#) [Feedback](#) [Logout](#)

Member Voting Screen

Please cast your Vote here.
 Votes will be considered only if Yes or No options are used for each resolution.
 Please check your votes carefully before you click on Submit.
 Once you click on Submit, your vote for all the resolutions you have selected will be recorded and cannot be changed.
 Leaving a resolution selection blank implies that, you have not voted for that resolution.
 In order to view the Resolution File, click the link for Resolution File below.

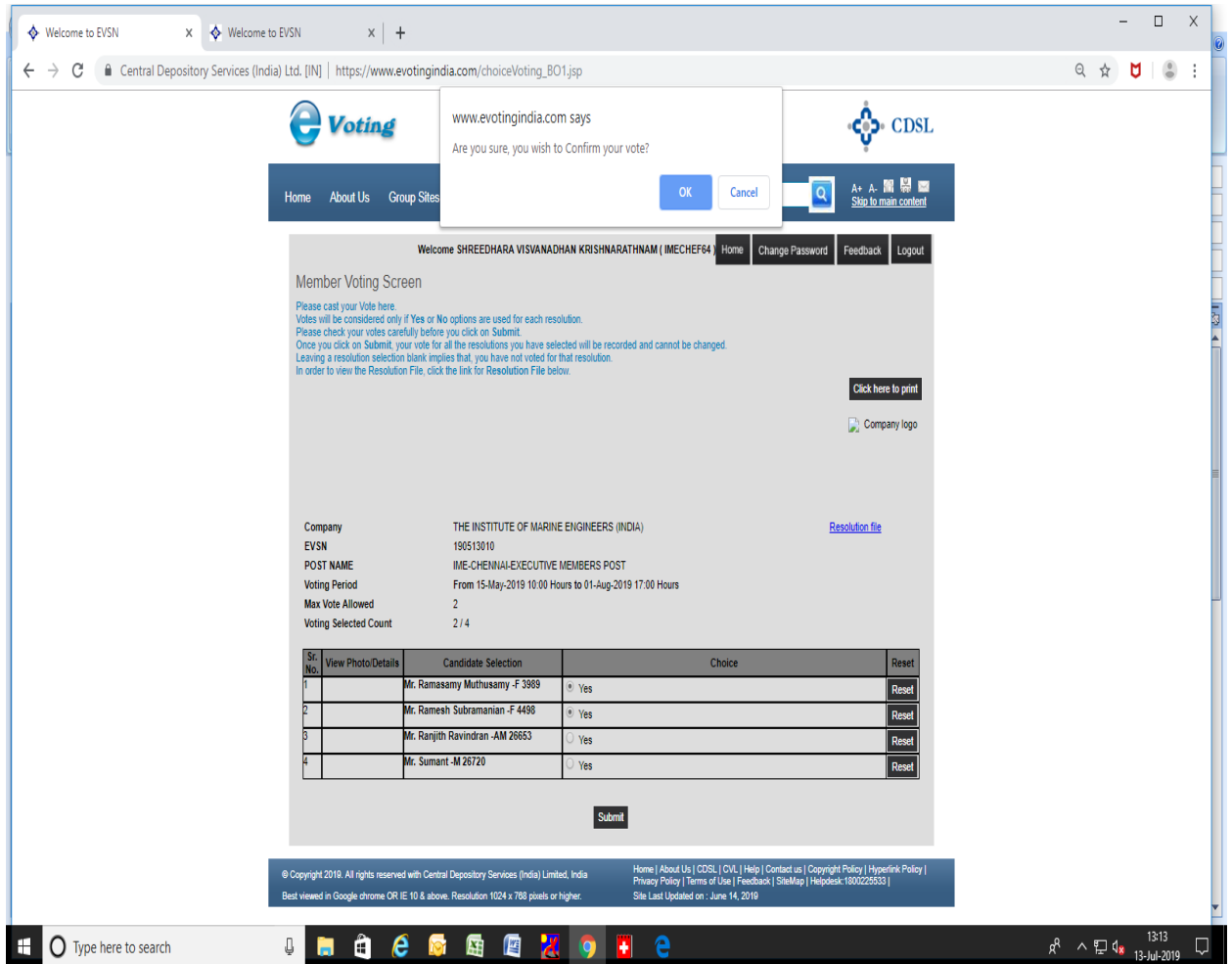
[Click here to print](#)

Company logo

Company THE INSTITUTE OF MARINE ENGINEERS (INDIA) [Resolution file](#)
 EVSN 190513010
 POST NAME IME-CHENNAI-EXECUTIVE MEMBERS POST
 Voting Period From 15-May-2019 10:00 Hours to 01-Aug-2019 17:00 Hours
 Max Vote Allowed 2
 Voting Selected Count 0 / 4

Sr. No.	View Photo/Details	Candidate Selection	Choice	Reset
1		Mr. Ramasamy Muthusamy -F 3899	<input type="radio"/> Yes	Reset
2		Mr. Ramesh Subramanian -F 4498	<input type="radio"/> Yes	Reset
3		Mr. Ranjith Ravindran -AM 26653	<input type="radio"/> Yes	Reset
4		Mr. Sumant -M 26720	<input type="radio"/> Yes	Reset

[Submit](#)



- x. After selecting the **Candidate** you have decided to vote on, click on "SUBMIT". A confirmation box will be displayed. If you wish to confirm your vote, click on "OK", else to change your vote, click on "CANCEL" and accordingly modify your vote.
- xi. Once you "CONFIRM" your vote on the Candidate, you will not be allowed to modify your vote.
- xii. Please note that a member can cast votes lesser than the numbers to be elected for that region but not more. Eg. For North region where two people need to be elected, votes can be cast for one, two or none and not more than 2 votes. One can also choose not to vote for anyone. However, the votes once set cannot be modified. Hence it is important that the votes be cast with a lot of care.

- xiii. The member can vote on 1 zone & go to next zone for voting and can come back & view the zone for which he has already voted but cannot modify the same once voted. Once the number of votes under the category is reached, one cannot go back to that region to vote. Eg. In the All India, you might decide to vote for 3 people, and then move on to the North region and vote for two people before proceeding to the East zone. In this scenario, one cannot go back to the North Zone, but one can revisit the All India region wherein one vote is still pending to be cast.
- xiv. You can also take out print of the voting done by you by clicking on “Click here to print” option on the Voting page.
- xv. A scrutinizing officer is appointed to scrutinize independently the entire operation of e-voting. The Contact details of Scrutinizing officer is as below

Mrs. Pratibha Sarathy

[Tel:022-22817511](tel:022-22817511)

Fax;022-22817515

Mob:09820410957

[Email. pratibha@gicouncil.in](mailto:pratibha@gicouncil.in)

In case of non-receipt of voting link or difficulty in voting and any other matter concerning e-voting can be brought to her notice immediately so that matters can be resolved at the earliest.

Thanking you,

V.Devanathan
Election Officer
IIISLA